

Purleigh Community Primary School

Let's talk about...

# Phonics



# Which of these do you think are true?

1 in 5

Children (aged 5-8) in England don't own a book.

National Literacy Trust  
2022

1 in 3

Parents never read their child a bedtime story. Bedtime reading had dropped by a third due to stress and a lack of time.

Littlewoods Study  
2013

Here's how many words a child will hear by the time they are 5 years old:

Never read to, 4,662 words; 1-2 times per week, 63,570 words; 3-5 times per week, 169,520 words; daily, 296,660 words; and five books a day, 1,483,300 words.

That's a word gap of more than 1 million words!

'million word gap'  
2019



**ALL of them are TRUE!**



# What will we cover today?

---


1. What is phonics?
2. Phonic vocabulary
3. Phonic phases
4. Pronunciation
5. Reading methods
6. Reading at home
7. Reading diaries
8. Other resources



# What is phonics?

---

Phonics is all about teaching children to read and write. Children are taught letters and the sounds they make, allowing them to blend and segment words for reading and writing.



# Phonic vocabulary

---

blend

cvc words

decodable words

digraphs and trigraphs

grapheme

high frequency words

phoneme

pure sounds and schwas

segment

tricky words



# Phonic vocabulary

---

## Phoneme

- A single sound that can be made by one or more letters

e.g. s, k, z, oo, ph, igh

## Grapheme

- Written letters or a group of letters which represent one single sound

e.g. a, l, sh, air, ck

## Digraph

- Two letters which together make one sound

e.g. ee, oa, ea, ch, ay

## Trigraph

- Three letters which go together make one sound

e.g. ear, air, igh, dge



# Phonic vocabulary

---

## Pure Sounds and Schwas

- Pronouncing each letter sound clearly and distinctly without adding additional sounds to the end e.g. 'f' not 'fuh.'

### Top Tip!

When starting phonics, avoid using the letter names (see, ay, tee etc) and use the sounds instead (c, a, t)! This will help your child with spelling and recognising letter sounds when reading. Letter names can be introduced more gradually.



---

## Blend

- Saying the individual sounds that make up a word and then merging or blending the sounds together to say the word – used when reading

## Segment

- This is the opposite of blending. Splitting a word up into individual sounds – used when spelling and writing



# Phonic vocabulary

---

## **CVC Words**

- Abbreviation used for consonant-vowel-consonant words, used to describe the order of sounds

e.g. cat, pen, top, chat

## **Decodable Words**

- Words that can be sounded out phonetically

e.g. cat, dog, shed, string

## **High Frequency Words**

- Words that appear frequently in a text

e.g. and, can, of, is, it

## **Tricky Words**

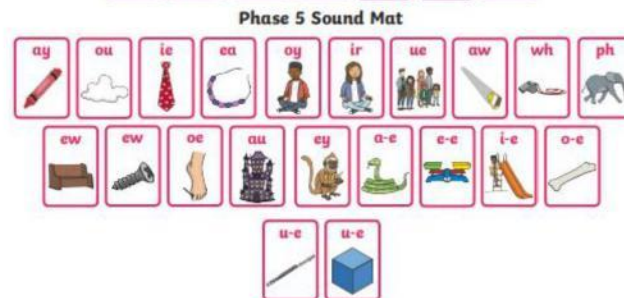

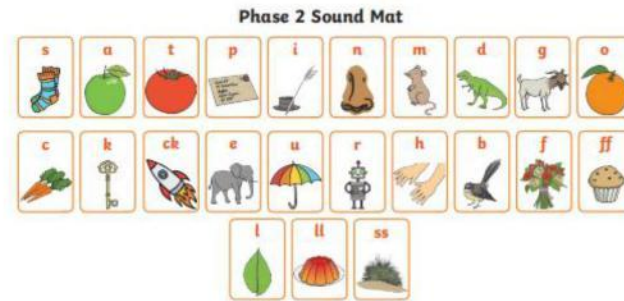
- Words that are difficult to sound out

e.g. said, the, because



# Phonic Phases

There are a total of 7 phonic phases that teach a mixture of phonemes, tricky words, and spelling rules.



# Phonic Phases

---

In Reception we learn...

Phase 1: This is split into 7 aspects, which focus on hearing and talking about environmental sounds and letter sounds.

Phase 2: Learning 19 letters of the alphabet, along with the first 5 'tricky words and using them to read and spell simple words and captions'.

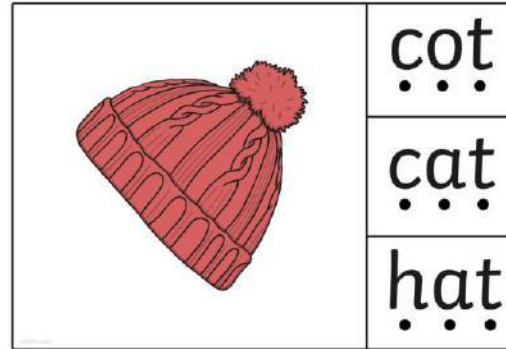
Phase 3: Learning the remaining letters of the alphabet, some 2 and 3 letter digraphs, along with the next set of 'tricky words'. Reading and writing captions and sentences.




# Reading Methods

---


Dots and dashes



Reading robot



Tracking



# Reading Methods

---


My turn, your turn



Aided blending



Repetitive **reading**



# Reading at Home

---

Your child has been allocated a reading book that is phonetically decodable for their reading level. The children will have been taught the letter sounds in their books and should now practise blending the sounds to read the words in these books.

Please make sure that you record this in your child's reading record.

Your child's decodable reading book will have an animal sticker on it...

e.g.



We will change your child's book once it is recorded in their reading record book (This is on Monday and Friday). We encourage and would like the children to practise their reading every night.



# Phase Cards and Star Books

---

As well as your child having an decodable book (animal book), they will also be provided with an orange phase card and a star book.

The phase cards (orange) have different activities on them to help support your child with their phonetic knowledge. The first card has a game of 'I Spy the Sound' on one side; the other all of the sounds taught in Phase 2. The second card, has the set of 'tricky words' that the children need to know and decodable words to practise on the other. These can be used before reading your child's decodable book or after (and count towards an extra read).

The star book, is an additional book for reading for pleasure. These books are changed weekly and can be recorded once in your child's reading diary. These books vary in level and may be pitched higher than your child is currently reading. This book can be read to your child and discussed after. These books will be introduced once the children are settled on their reading level, so they do not become overwhelmed.



# Key Differences

---

Animal Level Book	Star Book
This book is matched to your child's current reading level.	This book can be harder or easier than your child's current reading level.
Recorded in reading diary daily.	Can be recorded in reading diary once a week. This can count as an extra read.
Changed on a Monday and Friday.	Changed every Friday.
For your child to read to you.	You can read this to your child or they can read it to you.



# Reading at Home

---

Some of your questions...

1. How long should we be reading for?

5 minutes (your child can only concentrate for 1 minute for every year they are old)

1. How often should my child read?

Every night

2. What gets recorded in their diary?

Just the book THEY read to YOU

3. How often do we need to do the phase cards?

As often as possible (minimum 3 times a week – this should not be a replacement for their reading)

1. When will my child move onto harder books?

When they have been assessed by the class teacher (roughly every half-term for assessment)



# Reading Diary

What should I write in their diary?

Date	Book and page number	Comments
29.6.22	Dizz the Duck	Cameron enjoyed reading this book and was patient blending the letters into words. 😊 ✓
30/6/22	Dizz the Duck	Another good effort reading all of the words. Less mistakes than last time. ✓
1/7/22	In a Jam	Good sounding and blending today - well done 😊. P.5.
	In a Jam	Sorry no reading this weekend as Cameron was staying at Grandparents. Will try & catch up in the week. <small>(book &amp; library book not in folder?)</small>
4/7/22	In a Jam	Cameron enjoyed reading the book and was patient blending the letters into words. ✓
Date	Book and page number	Comments
4/7/22	In a Jam	Made a very good effort at reading the whole book and managed to read some of the pages unaided. ✓
6/7/22	Wig in the Wind	A good challenge for Cameron. Some new words for him to sound out and learn. A good effort for the first time of reading. ✓
7/7/22	Wig in the Wind	Cameron worked hard to read the book. He sounded out the letters & blended with a little help on the words he didn't know.
8.7.22	Max and the Hen	Cameron read the book well sounding out the letters & blending them together with a little assistance.
10/7/22	Let's Rock.	He also enjoyed guessing what happened next.
11/7/22	Let's Rock.	Cameron recognised the instruments in the book but thought the sax was a trumpet. Good effort blending all of the words on his own.



# Other Resources

---


Things to be careful of at home...



# Other Resources

---

Things to help at home...



# Thank you for coming!

---

Any questions?

