

Purleigh Community Primary School

Welcome to the EYFS

*'Achievement for all in a
community that cares'*



What is EYFS?

The Early Years Foundation Stage (E.Y.F.S.) is the stage of education for children from birth to the end of the Reception year.

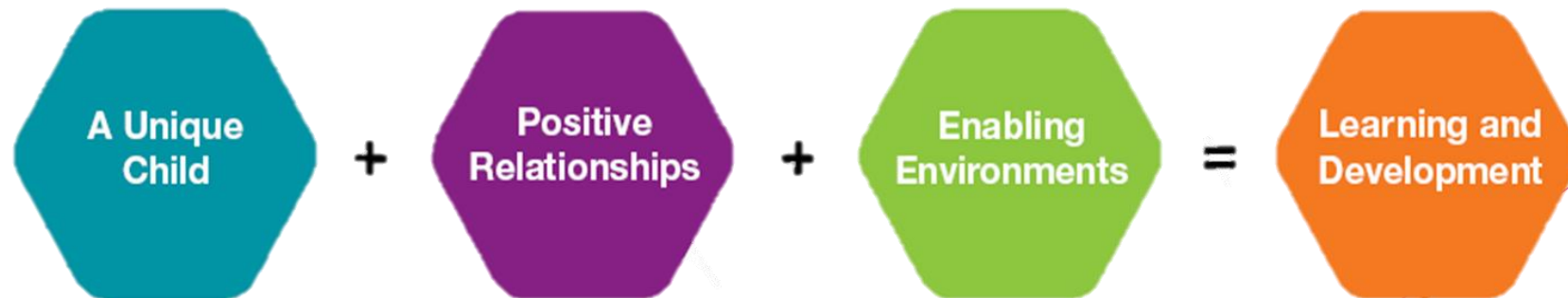


It is based on the recognition that children learn best through play and active learning.



The 4 Themes of EYFS

1. Every child is a **Unique Child**
2. Children learn to be strong and independent through **Positive Relationships**
3. Children learn and develop through **Enabling Environments**
4. Focus on the importance of **Learning and Development**



The 7 Areas of Learning

Prime Areas

Communication and Language
Physical Development
Personal, Social and Emotional

Specific Areas


Literacy
Mathematics
Understanding the World
Expressive Arts and Design



The Prime Areas




The Prime Areas



Communication and language

- Listening, Attention and Understanding
- Speaking



Personal, Social and Emotional Development

- Self-Regulation
- Managing Self
- Building Relationships



Physical Development

- Gross Motor Skills
- Fine Motor Skills



Communication and Language

You can help your child by:

Singing songs and nursery rhymes.

Taking time to listen to them talking about things they've done and answering their questions.

Ask them questions to extend their thoughts and vocabulary.

Share stories and talk about key events and characters.




Personal, Social and Emotional

You can help your child by:

Encouraging your child to use the toilet independently, wash their hands, put on and fasten their coats.

Playing games which encourage sharing and turn taking will help your child to build their social skills.

Discuss the emotions they, and others, are feeling or expressing.



Physical Development



You can help your child by:

Giving children time to run, jump, climb and play outdoors.

Taking children to new places where they can experience new things and build on their core strength.

Encouraging children in activities such as building, drawing, threading beads, or filling and emptying containers in the water – all of which develop manipulative skills.



The Specific Areas




The Specific Areas



Literacy

- Comprehension
- Word Reading
- Writing



Mathematics

- Number
- Numerical Patterns



Understanding the World

- Past and Present
- People, Culture and Communities
- The Natural World



Expressive Arts and Design

- Creating with Materials
- Being Imaginative and Expressive



Literacy

You can help your child by:

Reading books (stories, information books, newspapers, magazines, comics etc.), encouraging your child to join in and talk about books.

Modelling correct letter formation and pencil grip.

Support your child to develop their phonic knowledge.



Mathematics

You can help your child by:

Talk about the shapes you can see in the environment.

Comparing things which are heavy and light or long and short.

Pointing out numbers all around, as well as, singing counting songs and rhymes.

Counting, adding and subtracting anything and everything - socks, cars, shopping, cutlery, fingers and toes!



Understanding the World



You can help your child by:

Talk with your child about the places they go and things they see in the world around them.

Answering and asking questions - what if...? Why do you think...? How did you...?

Letting children join in with everyday activities - washing up, cooking, shopping, helping in the garden...



Expressive Art and Design



You can help your child by:

Talk with your child about their imaginative play and join in if possible!

Encourage them to be flexible in their thinking and use of materials and praising them for their efforts or ideas as well as the end product.

Give them opportunities to move to music and explore sounds.



Being at School




A Typical Day in Reception


A normal day goes like this in Class R...




Phonics



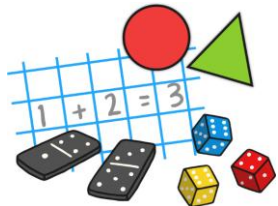
Choosing time




Break time




Funky Fingers




Maths




Lunch time




Topic



Choosing time



Story time



Home time



Our Topics

Marvellous Me



Let's Celebrate!



How Can We Help?



Tell Me a Story



How Does Your Garden Grow?



Minibeasts



Seasonal Walks



(Wellies are essential!)



Visitors



Police Service



RNLI



Purleigh Vets



Fire Service



RSPCA




First Responders



Dentist



Maldon Library



Barleylands



Class Dojo



We use ClassDojo for...

- rewards for hard work and good behaviour in class
- Communication with parents
- Sharing what we are doing in class on our class story
- Children to send in photos for talk time
- Digital homework challenges
- Music, timers, random selection, PSHE ideas, class games, topics of discussion, and loads more!

<https://teach.classdojo.com/#/classes/669e3ad02fe204e06f8f9d73/points>



Induction



Induction

We will be carrying out our induction over a 1 week period:

During the first week:

Wed & Thur: 2 hour morning or afternoon session

Fri: All in for lunch with pick up at 1:00pm

Mon: All in for full day



Getting Ready for September



Getting Ready for September

Please make sure:

Your child wears their full school uniform.



That **EVERYTHING** is labelled (clothes, water bottles, coats, hats, bags, lunch boxes, etc.)

Not to send anything in from home that is not essential.

Your child **only brings their school book bag**, lunch bag, and their PE bag on PE days (a rucksack is not needed).



Getting Ready for September

Miss Cook's top 3 for September:

Practise with your child...

1. Toileting independently
2. Dressing independently (school uniform, buttons, zips, coats, gloves, etc.)
3. Recognising their name in written form



School Life



Parking

Please bear in mind that Purleigh is a small village with very limited parking options. We would urge you to be mindful and respectful of our village neighbours when parking for pick up and drop off.



Attendance

If your child is poorly, please ring the school office between 8.00-8.30 so we know why they are absent.



If you wish to take your child out of school for any reason you must let us know in writing or complete a holiday form requesting permission.



Holidays

If you wish to apply for a leave of absence, forms are available from the school office. We believe that school is the best place for your child and absences can lead to gaps in their learning.



Illness and Medicines

Asthma pumps, EpiPens, etc. are kept in the office and are given to your child following WRITTEN instruction. Any other medicine has to be administered by yourself.



If your child is ill or has an accident at school, you will be contacted first. **PLEASE MAKE SURE THE OFFICE HAS AN UP TO DATE EMERGENCY CONTACT NUMBER.**

Minor accidents will be treated by a member of staff. You will be informed in writing of bumps to the head.



Parent Evenings

You will have the opportunity to meet your child's teacher and discuss their progress. We also hold Open Class afternoons where your child acts as your host and shows you around the classroom to look at their work.



Lines of Communication

Class Dojo: Learning updates and Class R event reminders.

Newsletter: emailed at the end of each week.

Text/email: please ensure we have up to date contact details.

Website: www.purleighprimary.com

Reading booklet: a log of reading, but also a useful way of communicating.



Any Problems or Worries

If you are worried about anything, please let us know; we want your children to feel happy and settled as this is the best way for them to learn. We value your partnership in order to ensure this.

admin@purleigh.essex.sch.uk

yearr@purleigh.essex.sch.uk

nstotter@purleigh.essex.sch.uk

Phone: 01621 828282



Welcome to Purleigh

Any questions?



We look forward to seeing you in
September. Have a lovely summer!

